

Contact Details

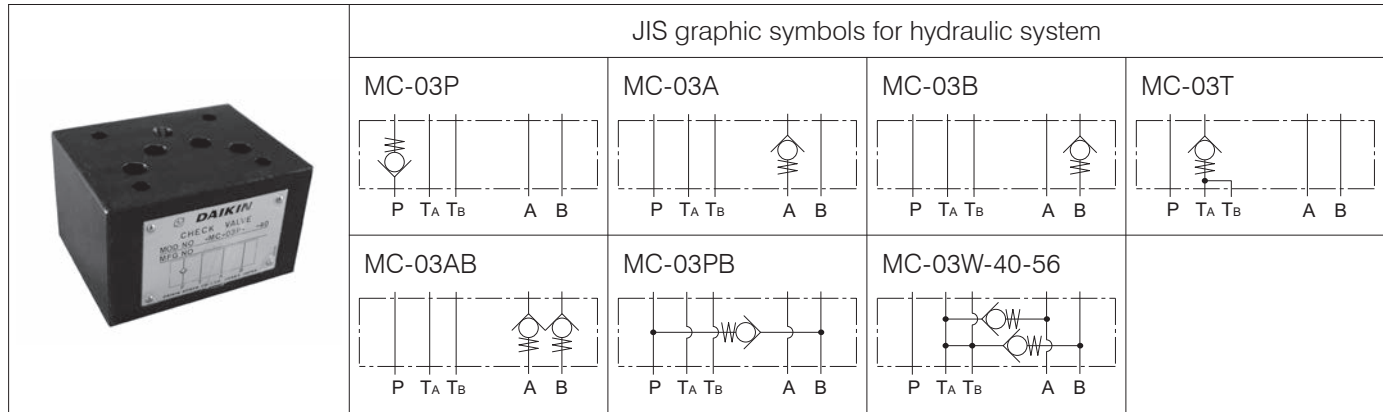
Before using the product, please check the guide pages at the front of this catalog.

Internet

<http://www.daikinpmc.com/en/>

For latest information, PDF catalogs and operation manuals

03 Series Stacking Type Check Valves



Nomenclature

※ - MC - 03 ※ - ※※ - 40

1 2 3 4 5 6

1 Applicable fluid code

No designation: Petroleum-based hydraulic fluid, water-glycol hydraulic fluid
 F: Phosphate ester hydraulic fluid

2 Model No.

MC: Modular stacking type check valve

3 Nominal diameter

03: 3/8

4 Control port

P: Port P
 A: Port A
 B: Port B
 T: Port T
 AB: Port A/B
 PB: B → P
 W: Port A/B (vacuum check valve)

※ - MC - 03 W - 40 - 56

1 2 3 4 6 7

5 Cracking pressure code

No designation: 0.01 MPa {0.1 kgf/cm²} *1
 05: 0.05 MPa {0.5 kgf/cm²}
 45: 0.45 MPa {4.5 kgf/cm²}

6 Design No.

(The design No. is subject to change)

7 Control No.

Note: *1: No designation for the cracking pressure code is applicable only when the control port code "W" (vacuum check valve) is selected.

Note: When using MC-03W in multi-series configuration, take care handling it since it is wide.

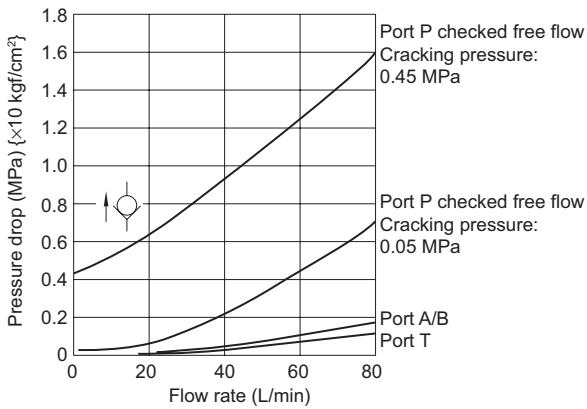
Specifications

Model code	Maximum operating pressure MPa {kgf/cm ² }	Maximum flow rate L/min	Cracking pressure MPa {kgf/cm ² }	Mass kg		
MC-03P -05-40	25 {250}	80	0.05 {0.5}	2.1		
MC-03A -05-40						
MC-03B -05-40						
MC-03T -05-40				2.9		
MC-03AB-05-40				3.5		
MC-03PB-05-40						
MC-03P -45-40			0.45 {4.5}	80	0.45 {4.5}	2.1
MC-03A -45-40						
MC-03B -45-40						
MC-03T -45-40						2.9
MC-03AB-45-40						3.5
MC-03W -40-56						0.01 {0.1}

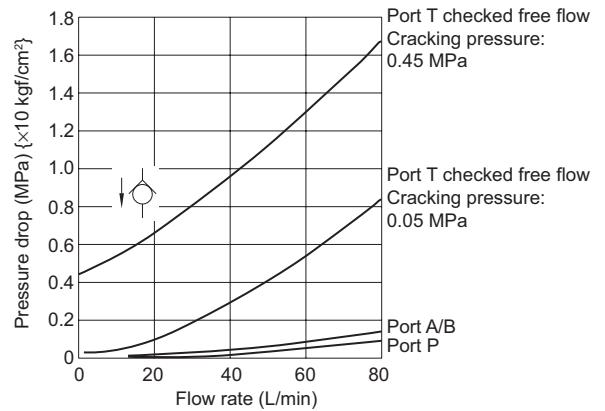
Performance curves (viscosity: 32 mm²/s {cSt})

Pressure drop characteristics

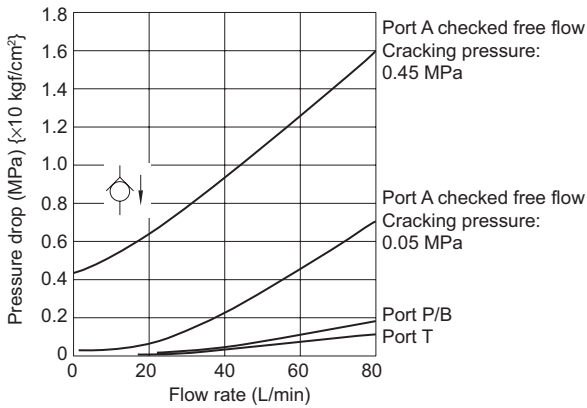
MC-03P--40**



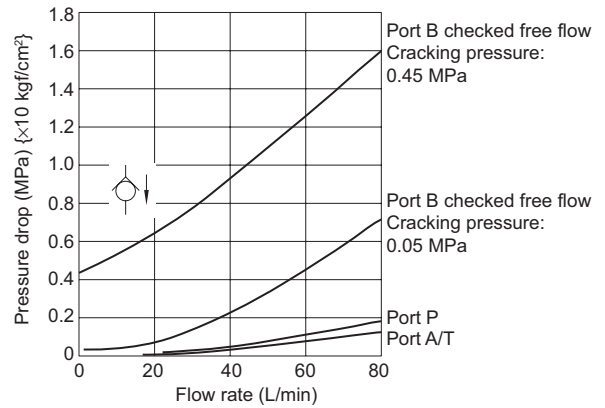
MC-03T--40**



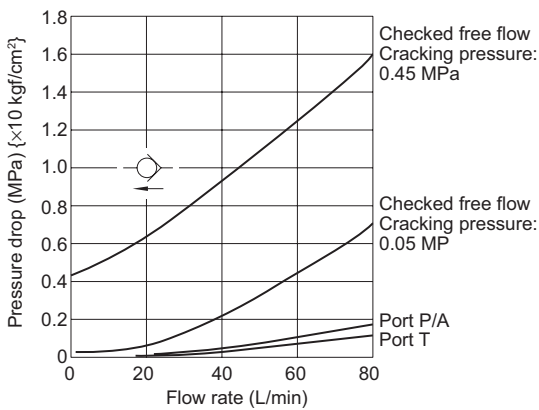
MC-03A--40**



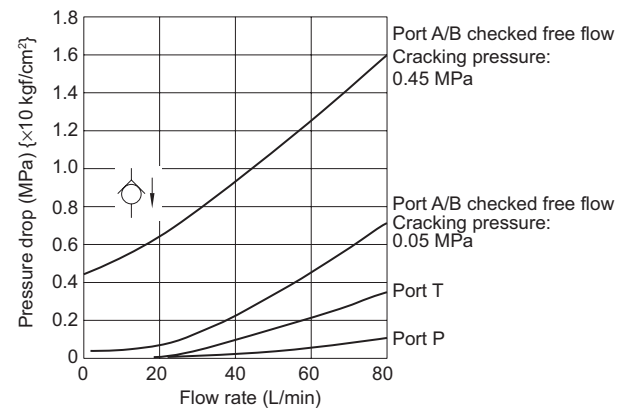
MC-03B--40**



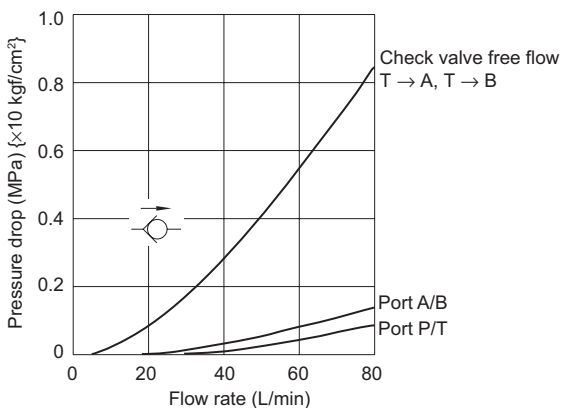
MC-03PB-05-40



MC-03AB--40**



MC-03W-40-56



Contact Details

Before using the product, please check the guide pages at the front of this catalog.

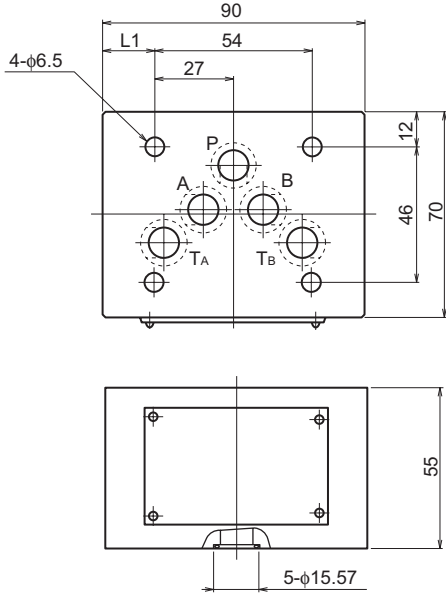
Internet

<http://www.daikinpmc.com/en/>

For latest information, PDF catalogs and operation manuals

External dimension diagram

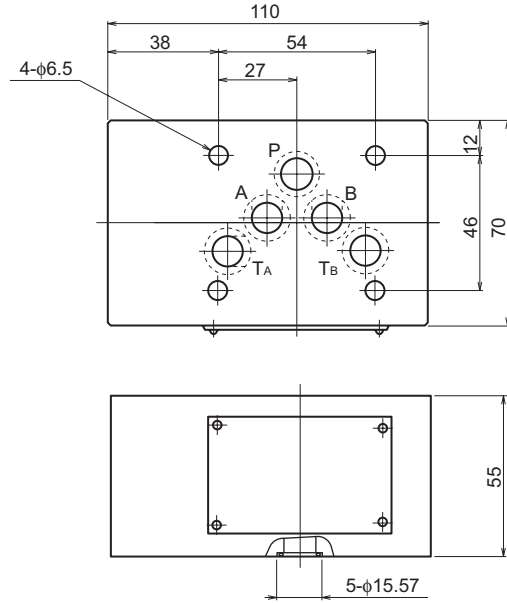
MC-03P
MC-03A
MC-03B
MC-03PB



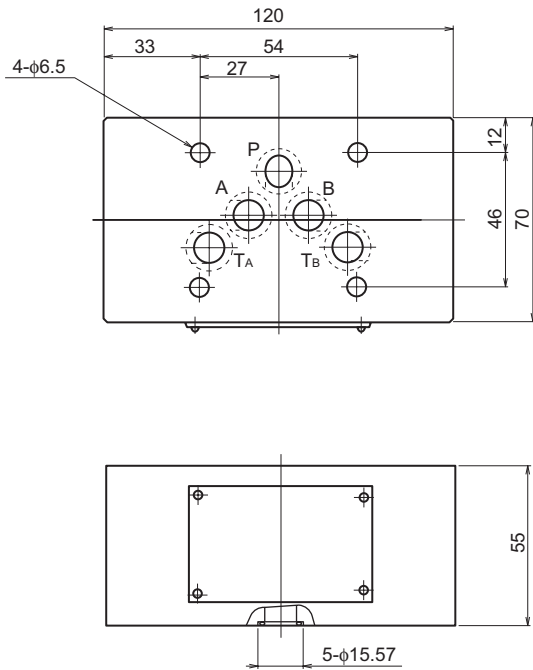
■ Dimension table

	L1
MC-03P	18
MC-03A	18
MC-03B	22.5
MC-03PB	13.5

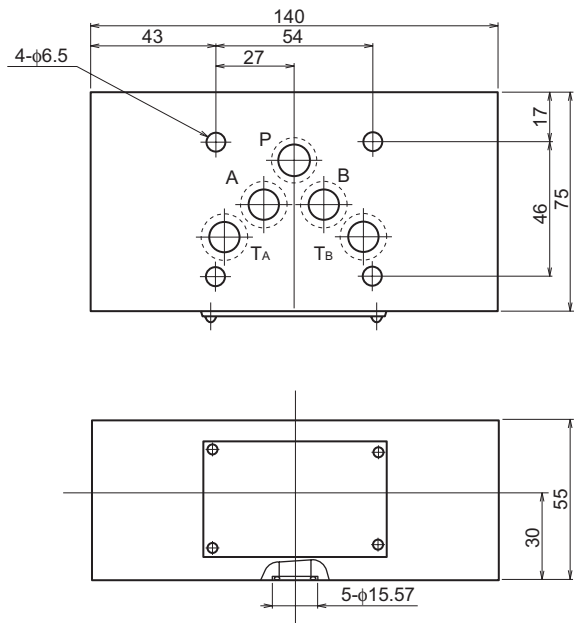
MC-03T



MC-03AB



MC-03W



Contact Details

Before using the product, please check the guide pages at the front of this catalog.

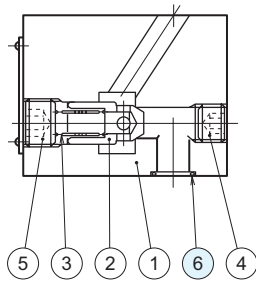
Internet

<http://www.daikinpmc.com/en/>

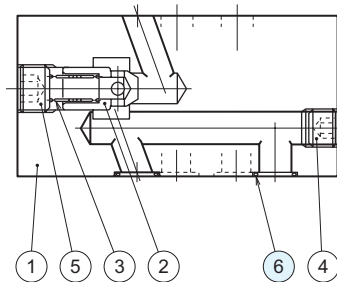
For latest information, PDF catalogs and operation manuals

Sectional structural diagram

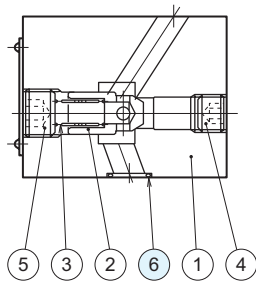
MC-03P



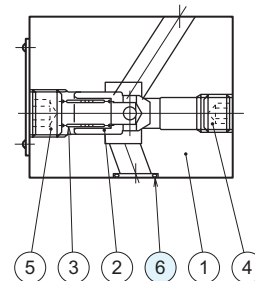
MC-03T



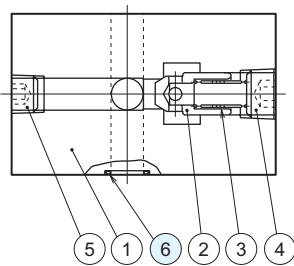
MC-03A



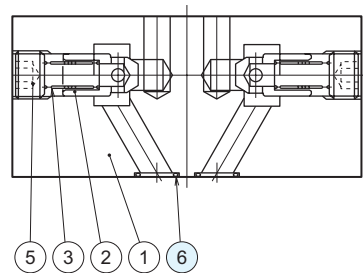
MC-03B



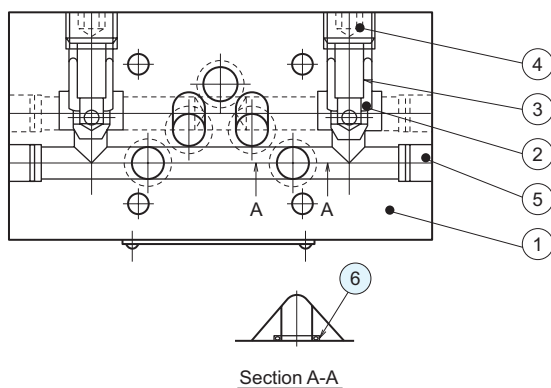
MC-03PB



MC-03AB



MC-03W



Sealing part table

Part No.	Name	Quantity	Part specifications
6	O-ring	5	AS568-014 (NBR, Hs90)

MODULAR STACK VALVES